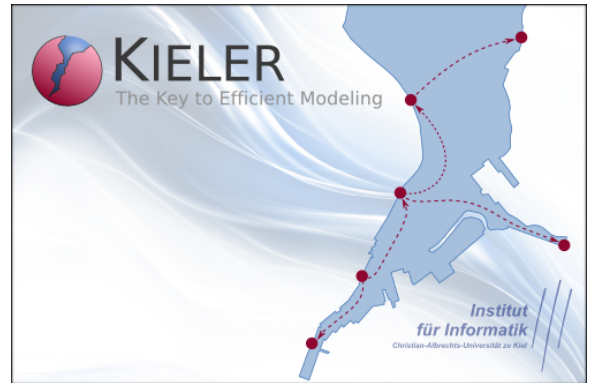



Downloads

Overview

- [Overview](#)
- [Standalone Applications](#)
 - [SCCharts Editor and Compiler](#)
 - [KEITH](#)
 - [Kieler Compiler Command-Line Interface](#)
 - [Ptolemy Browser](#)
- [Eclipse Update Sites](#)
 - [Pragmatics Update Site](#)
 - [Semantics Update Site](#)
 - [OpenKieler Update Site](#)
- [Source Code](#)
- [Licenses](#)
- [Requirements](#)



 Get news on new releases by subscribing to the [KIELER mailing list](#).

All download packages available on this page are subject to the [Eclipse Public License \(EPL\)](#). **Further licenses may apply** to bundled components as noted at the [bottom](#) of this page.

Standalone Applications

SCCharts Editor and Compiler

The [KIELER SCCharts](#) Product includes the SCCharts editor and compiler.

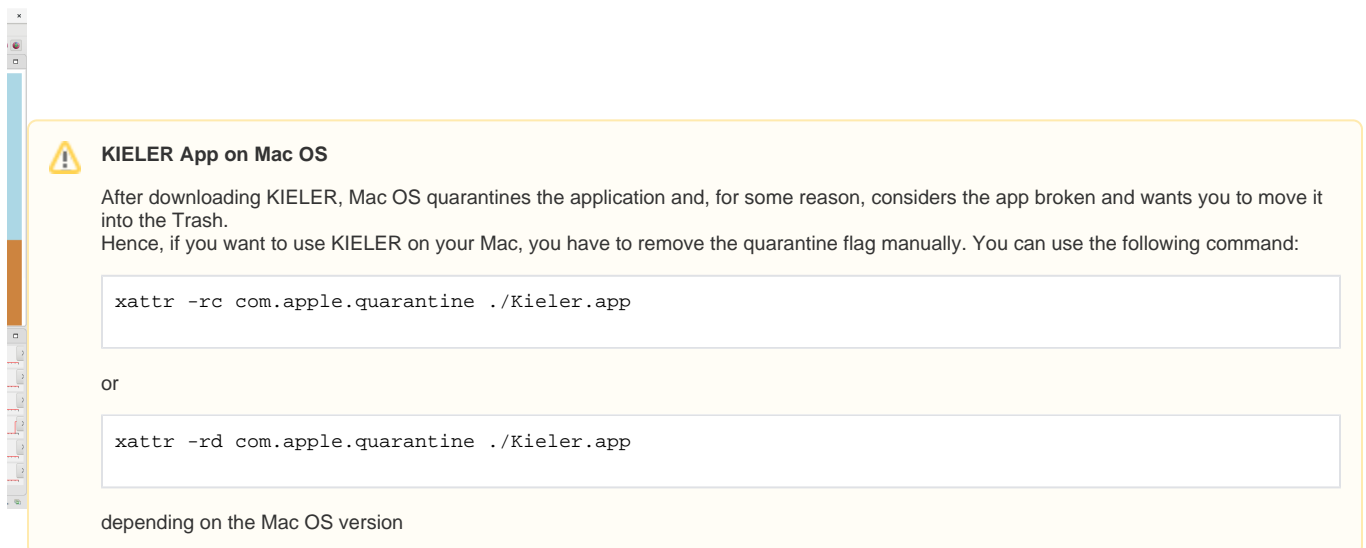
Release 1.2.0

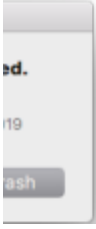
KIELER SCCharts Product v. [1.2.0](#) (2021-07-05, based on Eclipse 2021-06). Available platforms:

- Linux: [x86 64bit](#)
- Mac OS X: [x86 64bit](#)
- Windows: [x86 64bit](#)

Nightly Builds

- <http://rtsys.informatik.uni-kiel.de/~kieler/files/nightly/sccharts/>

The image is a screenshot of a Mac OS system message window. The window has a yellow border and a yellow background. At the top left, there is a yellow warning icon (a triangle with an exclamation mark) followed by the text "KIELER App on Mac OS". Below this, the text reads: "After downloading KIELER, Mac OS quarantines the application and, for some reason, considers the app broken and wants you to move it into the Trash. Hence, if you want to use KIELER on your Mac, you have to remove the quarantine flag manually. You can use the following command:". There are two text input boxes, one above the other, containing terminal commands. The first command is "xattr -rc com.apple.quarantine ./Kieler.app" and the second is "xattr -rd com.apple.quarantine ./Kieler.app". Below the second command box, the text "depending on the Mac OS version" is displayed. On the left side of the screenshot, a portion of the Mac OS dock is visible, showing several application icons.



KEITH

KEITH includes the [SCCharts](#) editor and compiler.

Release 0.1.0

[KEITH v. 0.1.0](#) (2021-07-02).

Nightly Builds

- <http://rtsys.informatik.uni-kiel.de/~kieler/files/nightly/sccharts/keith/>

Kieler Compiler Command-Line Interface

The KIELER Compiler CLI is a tool for compiling with KIELER.

- **Release 1.2.0:** http://rtsys.informatik.uni-kiel.de/~kieler/files/release_sccharts_1.2.0/cli/
- **Nightly Build:** <https://rtsys.informatik.uni-kiel.de/~kieler/files/nightly/sccharts/cli/>

There are three variants available:

- **kico** is a full-featured compiler supporting all languages and compilation systems available in KIELER.
- **kicodia** is the full-featured compiler (above) plus capabilities to export models as diagrams.
- **scc** is a lean variant only for basic SCCharts compilation, it supports only *sctx* input and ships with basic code generation systems.

There is a version of each variant built for each major operating system (linux, osx, win). You can also download both variants as a platform independent executable jar archive.

`kico --help` will print usage information.

Ptolemy Browser

The KIELER Ptolemy Browser is a special light-weight stand-alone distribution of our Ptolemy Browser feature. Simply download the version appropriate to your platform and start browsing!

Release

KIELER Ptolemy Browser v. 2016-02. [Download from here!](#)

Nightly Builds

- <http://rtsys.informatik.uni-kiel.de/~kieler/files/nightly/ptolemybrowser/>

Eclipse Update Sites

Pragmatics Update Site

Install the KIELER features into your own Eclipse installation.

Release

- Always up-to-date update site: [Compound Update Site](#)
- Release-specific update site: [Pragmatics v. 2021-06 Update Site](#)
- [Zipped update site](#)

Nightly Build

- [Pragmatics Nightly Build Update Site](#)
- [Zipped update site](#)

Semantics Update Site

Install nightly builds of the KIELER features into your own Eclipse installation.

Release

- [KIELER Semantics 1.2.0](#)

Nightly Build

- <http://rtsys.informatik.uni-kiel.de/~kieler/updatesite/nightly/semantics/>

Our composite updatesite also provides always the latest release.

- <http://rtsys.informatik.uni-kiel.de/~kieler/updatesite/>

OpenKieler Update Site

Install the [OpenKieler](#) features into your own Eclipse 4.3 installation. OpenKieler only has a nightly build that is usually based on the latest Pragmatics release.

Nightly Build

- <http://rtsys.informatik.uni-kiel.de/~kieler/updatesite/nightly-openkieler/>

Source Code

Clone our [Git Repositories on Stash](#) for direct source code access.

Licenses

KIELER software is made available under the [Eclipse Public License](#), except for some integrated third-party components. KIELER can be used independently from OGDF, Libavoid, and Ptolemy, but depends on the Google Guava library.

- The [OGDF](#) library is a collection of powerful layout algorithms.
[GNU General Public License](#)
- The [Adaptagrams](#) project of the Monash University.
[GNU Lesser General Public License](#)
- The [Google Code](#) libraries provide utility classes used throughout KIELER.
[Apache License](#)
- [Ptolemy II](#) is used as a simulation engine and for importing Ptolemy models.
[Berkeley Software Distribution License](#)
- The [FreeHEP](#) library allows us to export vector graphics.
[GNU Lesser General Public License](#)

Requirements

- [Java Runtime Environment](#), version 11 or greater.